

1000kg Passenger Goods Hoist

CAPITAL
HOIST

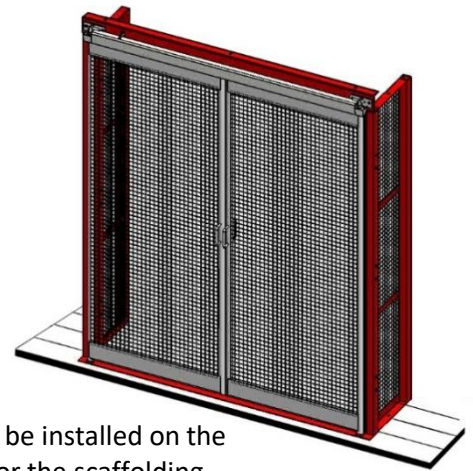
| Wickham GP1000 Passenger Goods Hoist | |
|--------------------------------------|--------------------|
| Capacity | 1000kg per cage |
| Personnel | 12 per cage |
| Internal Cage Dimensions L x W x H | 3280 x 1420 x 2240 |
| Landing Gate Opening H x W | 2015 x 1500 |
| Base Unit Weight Single | 2985kg |
| Base Unit Weight Twin | 4995kg |
| Motor Drive Unit | 2 x 11kW per cage |
| Power Fuse Supply (3-Phase) | 63A per cage |
| Starting Current | 320A per cage |
| Maximum Mast Height | 200m |
| Max Tie Spacing | 12m |

Tel 01322 339 353

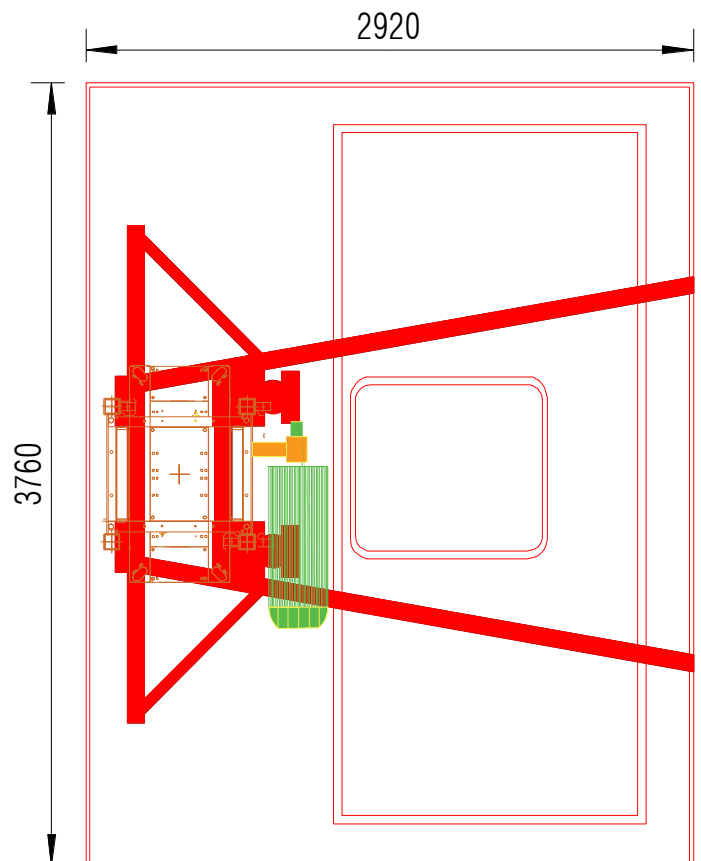
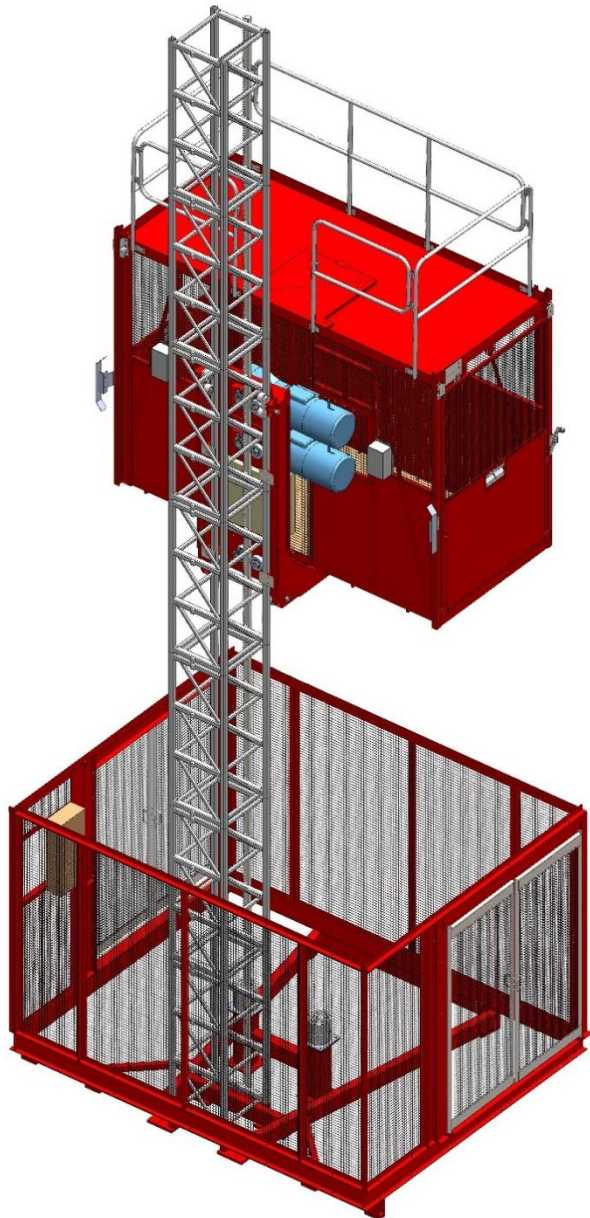
www.capitalhoists.co.uk

Info@caphoist.co.uk

17 Maypole Crescent
Darent Industrial Park
Erith
Kent
DA8 2JZ



Landing Gates to be installed on the edge of the slab or the scaffolding



1000kg Passenger Goods Hoist

CAPITAL
HOIST

