

1200kg Passenger Goods Hoist

CAPITAL
HOIST

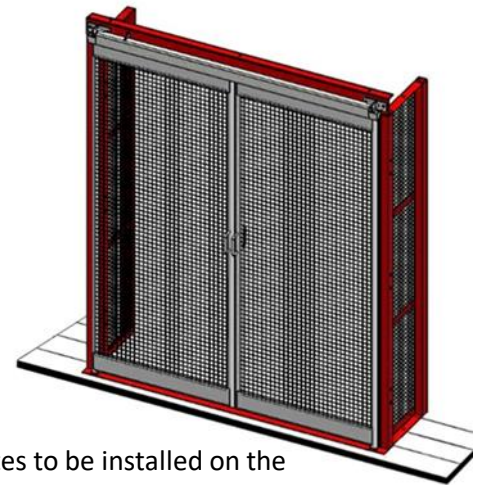
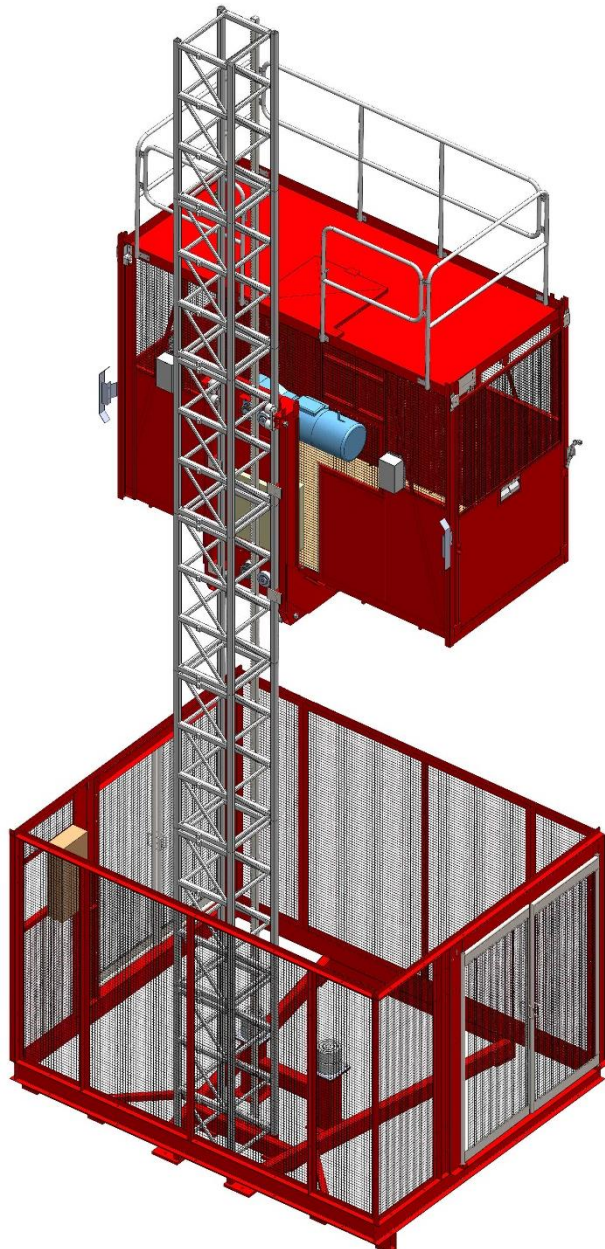
Wickham GP1200HD Passenger Goods Hoist	
Capacity	1200kg per cage
Personnel	15 per cage
Internal Cage Dimensions L x W x H	3000 x 1500 x 2300
Landing Gate Opening H x W	2015 x 1500
Base Unit Weight Single	2595kg
Base Unit Weight Twin	4340kg
Motor Drive Unit	1 x 11kW per cage
Power Fuse Supply (3-Phase)	63A per cage
Starting Current	135A per cage
Maximum Mast Height	200m
Max Tie Spacing	12m

Tel 01322 339 353

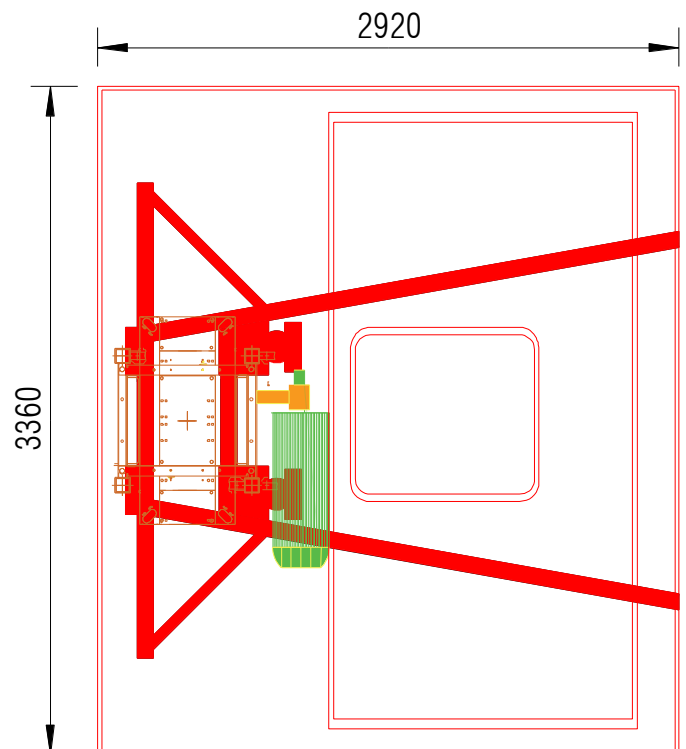
www.capitalhoists.co.uk

Info@caphoist.co.uk

17 Maypole Crescent
Darent Industrial Park
Erith
Kent
DA8 2JZ



Landing Gates to be installed on the edge of the slab or the scaffolding



1200kg Passenger Goods Hoist

CAPITAL
HOIST

